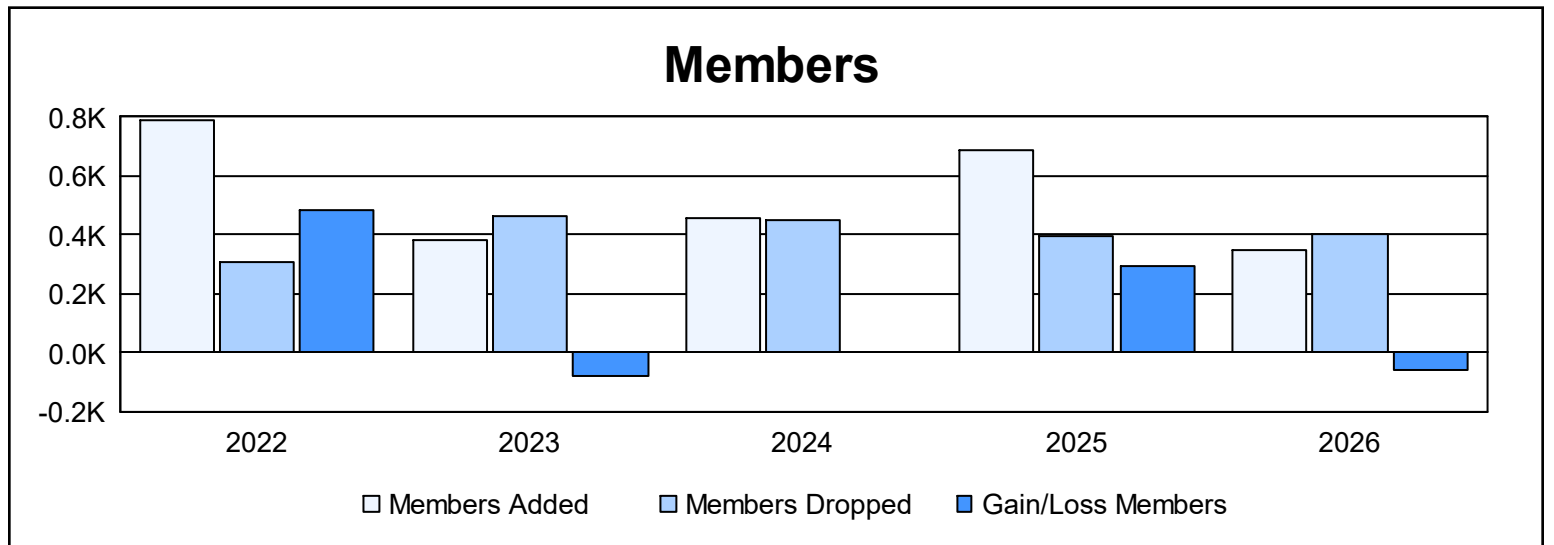
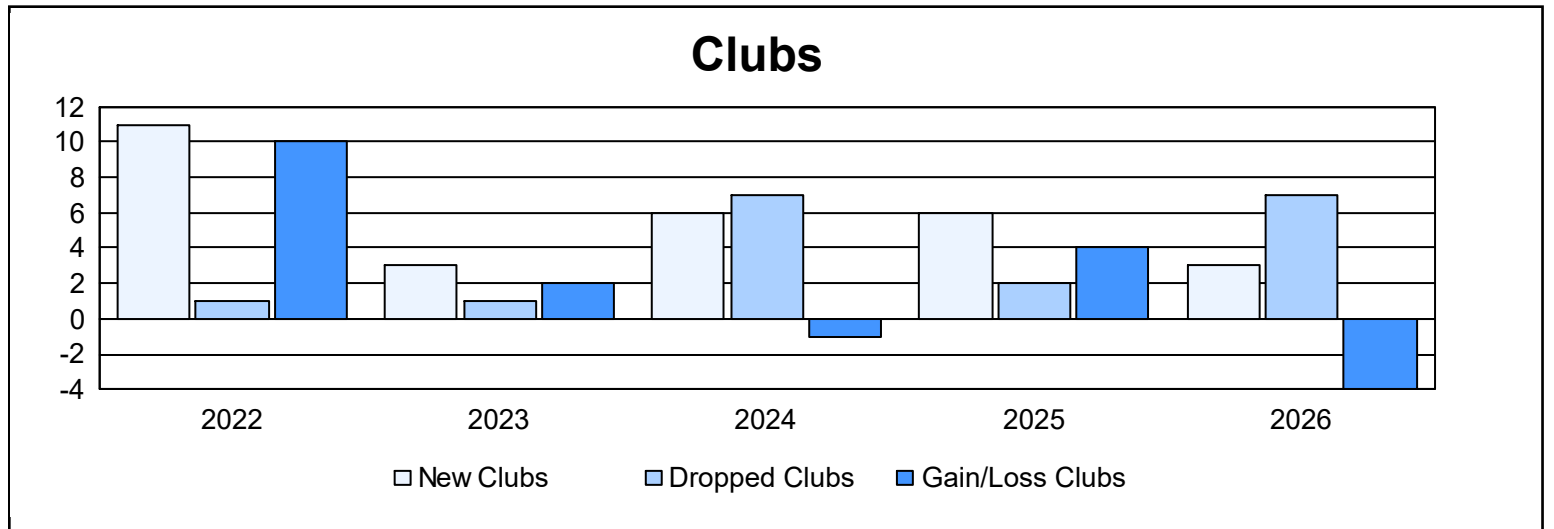
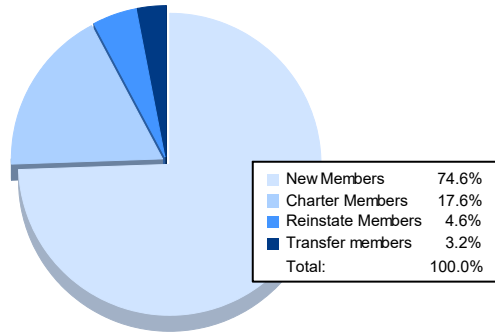


| Year | New Clubs | Dropped Clubs | Gain/ Loss Clubs | New Members | Charter Members | Reinstate Members | Transfer Members | Total Member Added | Total Members Dropped | Gain/ Loss Members |
|----------------|-----------|---------------|------------------|-------------|-----------------|-------------------|------------------|--------------------|-----------------------|--------------------|
| 2021-2022 | 11 | 1 | 10 | 467 | 276 | 28 | 18 | 789 | 305 | 484 |
| 2022-2023 | 3 | 1 | 2 | 265 | 86 | 23 | 9 | 383 | 465 | -82 |
| 2023-2024 | 6 | 7 | -1 | 242 | 134 | 72 | 9 | 457 | 453 | 4 |
| 2024-2025 | 6 | 2 | 4 | 405 | 149 | 78 | 56 | 688 | 394 | 294 |
| 2025-2026 | 3 | 7 | -4 | 258 | 61 | 16 | 11 | 346 | 405 | -59 |
| Average | 6 | 4 | 2 | 327 | 141 | 43 | 21 | 533 | 404 | 128 |



Membership Composition March 2026 Cumulative



Gender Composition March 2026 Cumulative

